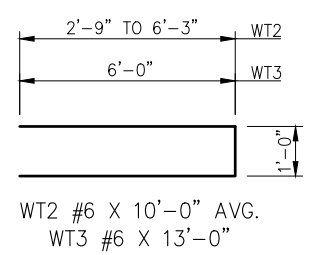
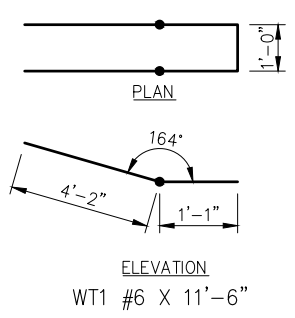
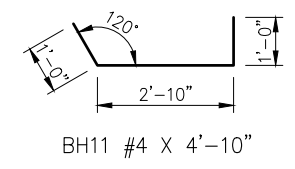
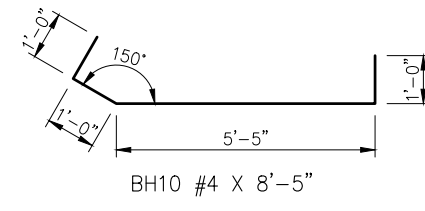
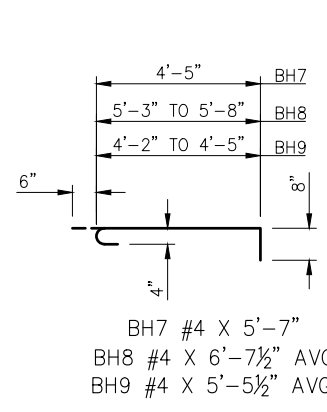
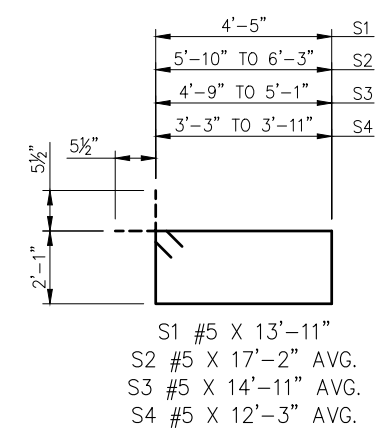
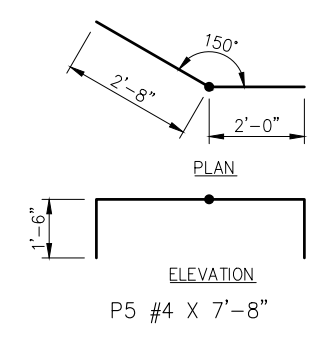
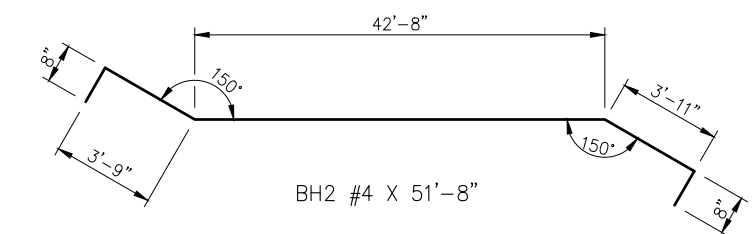
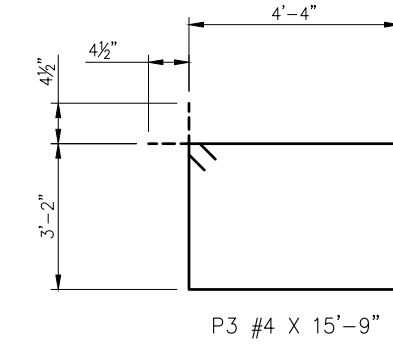
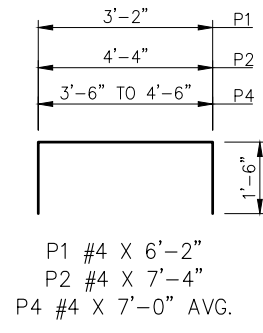
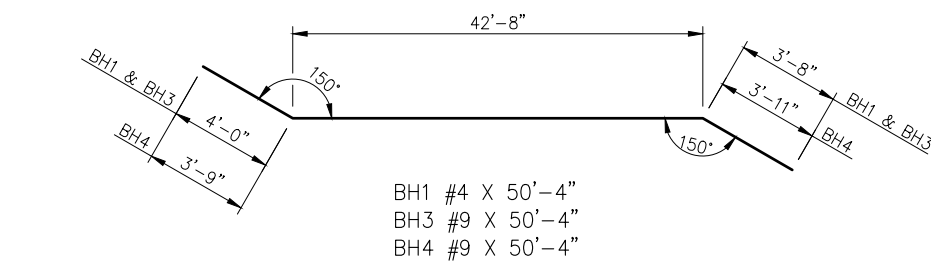


REVISIONS		
REV. NO.	DESCRIPTION	DATE



BAR LIST – ABUTMENT NO. 1					
(EXCLUDES WINGS) ①					
MARK	SIZE	NO.	FORM	LENGTH	VARIANCE
EPOXY COATED REINFORCING					
BH1	#4	8	BNT.	50'-4"	
BH2	#4	9	BNT.	51'-8"	
BH3	#9	2	BNT.	50'-4"	
BH4	#9	2	BNT.	50'-4"	
BH5	#9	6	STR.	48'-5"	
BH6	#4	1	STR.	48'-5"	
BH8	#4	3	BNT.	6'-7 1/2" AVG.	6'-5" TO 6'-10"
BH9	#4	3	BNT.	5'-5 1/2" AVG.	5'-4" TO 5'-7"
BH10	#4	3	BNT.	8'-5"	
BH11	#4	3	BNT.	4'-10"	
BH12	#9	4	STR.	10'-0"	
BV1	#4	24	STR.	9'-3 1/2" AVG.	9'-1" TO 9'-6"
BV2	#5	24	STR.	9'-3 1/2" AVG.	9'-1" TO 9'-6"
BV3	#4	26	STR.	9'-4" AVG.	9'-2" TO 9'-6"
BV4	#5	26	STR.	9'-4" AVG.	9'-2" TO 9'-6"
BV5	#4	4	STR.	10'-2"	
BV6	#4	4	STR.	10'-3"	
BV7	#4	8	STR.	2'-1"	
P1	#4	27	BNT.	6'-2"	
P2	#4	25	BNT.	7'-4"	
P3	#4	1	BNT.	15'-9"	
P4	#4	3	BNT.	7'-0" AVG.	6'-6" TO 7'-6"
P5	#4	1	BNT.	7'-8"	
S1	#5	70	BNT.	13'-11"	
S2	#5	2	BNT.	17'-2" AVG.	16'-9" TO 17'-7"
S3	#5	2	BNT.	14'-11" AVG.	14'-7" TO 15'-3"
S4	#5	3	BNT.	12'-3" AVG.	11'-7" TO 12'-11"
WT1	#6	2	BNT.	11'-6"	
WT2	#6	6	BNT.	10'-0" AVG.	6'-6" TO 13'-6"
WT3	#6	36	BNT.	13'-0"	

- ① SEE "DETAILS OF ABUTMENT NO. 1 (SHEET NO. 4 OF 4)" FOR WING BAR LISTS AND BEND DIAGRAMS.
- ② 2 SETS OF 3 BARS

Monday, July 31, 2017 4:14:39 PM V:\12-716E SH-28 Salt Creek JP.28857\STRUCTURAL\DWG\Salt Creek - ABUTMENTS.dwg

DESIGN	MBS	5/14	SH-28 OVER SALT CREEK	NOWATA COUNTY
DETAIL	SLP	5/14	BRIDGE "A"	
CHECK	MBS	3/15		
GUY ENGINEERING SERVICES, INC.			STATE JOB PIECE NO. 28857(04)	SHEET NO. B010

**DETAILS OF ABUTMENT NO. 1**  
**(SHEET NO. 3 OF 4)**